

Name

Acade

Instru

Provid

Includ

given

Attach


the tit

STUDE

SEMES

STUDE

SEMES



Teaching

Teaching

Teaching

Total
COMME

TEACHING
CRITERIA

Adminis

Average

AV

Peer Eval

AVERAG

II. RESEARCH

CATEGORIES

PUBLICATIONS

PUBLISHED

publicat

Grad stu


1st or 2nd


3rd or below

Pu
Pu
Pu
BC
Su
Pe
Re
Nc
Ot
Te
Bc
RE
1st

3rd
pu

1st





OTHER:

TOTAL
COMMENTS:

III. SERVICE

SERVICE


Chair committ

High load com

Medium load c

Low load comr

Community ser



**IV. ANNUAL
INDIVIDUAL
PROFESSION.
EVALUATION**

[Empty box for evaluation content]

A few highlig

[Empty box for highlights]

Goals set in 2

[Empty box for goals]

Provide your r


[Redacted]

[Redacted]

IDEA Response Rate Reviewing System

IDEA Response Rate Scoring Matrix:

Response Rate	Scoring
0%	0
1-10%	1
11-20%	2
21-30%	3
31-40%	4
41-50%	5
51-60%	6
61-70%	7
71-80%	8
81-90%	9
91-100%	10



Teaching
Ratings
activity s
and/or i
weights
describe

Faculty P

Table I.
FES Cate

- 1. Chair
- 2. Stud
- 3. Scho
- 4. Servi

Sum of S
* Weights

The sign
faculty r
faculty m

Chair's Si

Faculty N

Date:

Faculty

Identifi

Using th
college/d
rating of 1
2.02 are r
Professio

Content a

Other

Chair's Ra

est

Di
tea
tea
wil
ad
che
wit

Sec
cat

Su

Sec

Va

Org

Cl

Pre

Ins

To

[]

[]